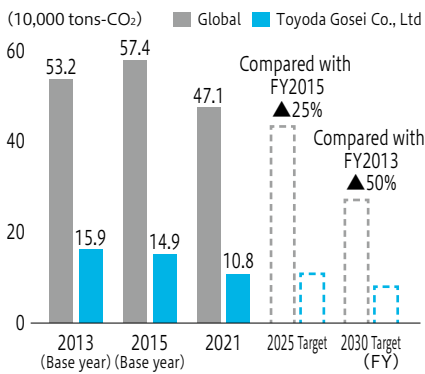


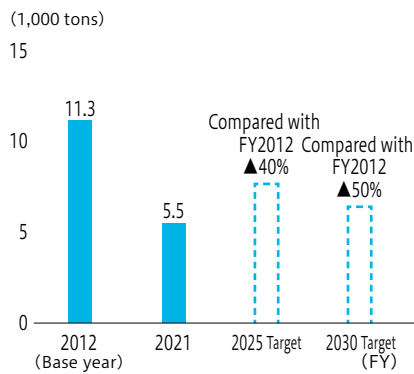
Non-Financial Data

Environment

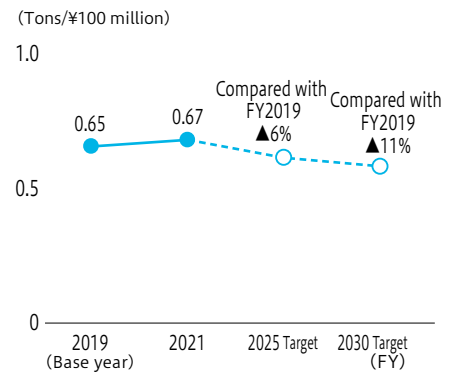
CO₂ Emissions per Sales Unit (Scope 1, 2)



Waste Volume [Toyoda Gosei Co., Ltd.]

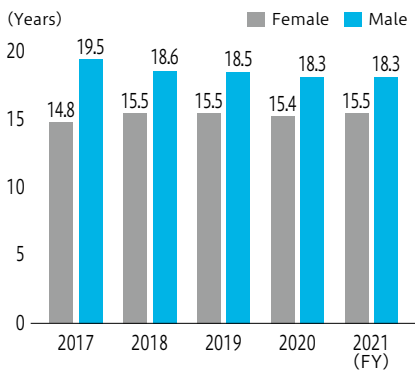


Water Intake per Sales Unit [Toyoda Gosei Co., Ltd.]

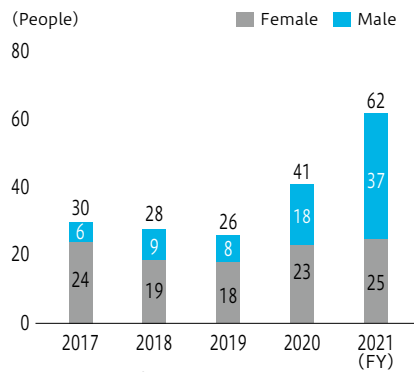


Social

Average Years of Service for Male and Female Employees [Toyoda Gosei Co., Ltd.]

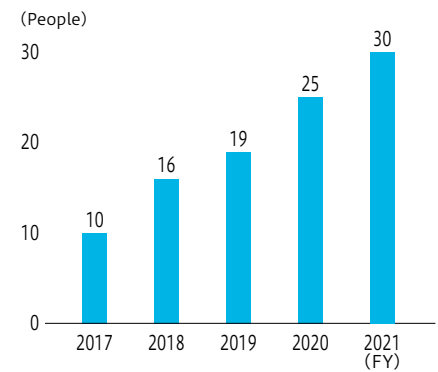


Number of Parental Leaves Taken [Toyoda Gosei Co., Ltd.]*1

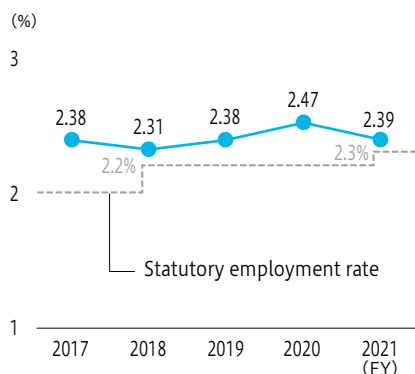


*1 Number of employees who began parental leave in fiscal year concerned

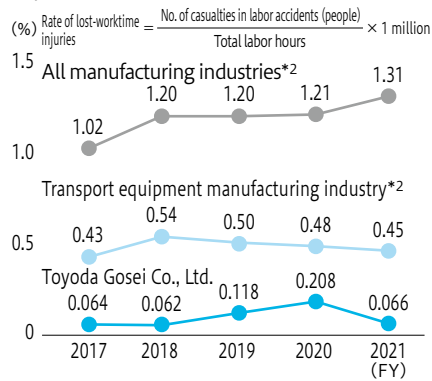
Number of Female Managers [Toyoda Gosei Co., Ltd.]



Employment Rate of People with Disabilities [Toyoda Gosei Co., Ltd.]



Labor Accident Rate (Rate of Lost-Worktime Injuries) [Toyoda Gosei Co., Ltd.]



*2 Results of the Ministry of Health, Labour and Welfare's survey on labor accident trends (Survey period: January to December)

Governance

Number of People Who Have Taken Compliance Training [Toyoda Gosei Co., Ltd.]

