

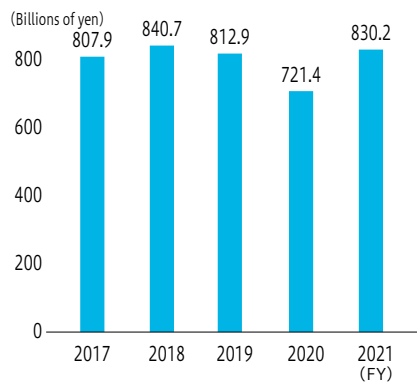
# Data

## Financial and Non-Financial Highlights

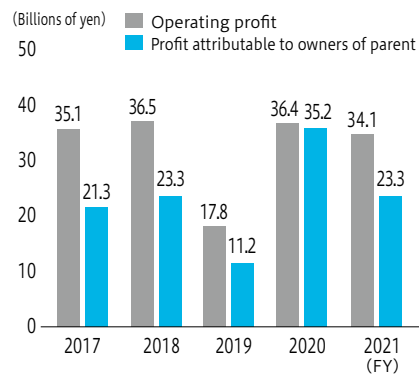
### Financial Data

The Toyota Gosei Group adopted the IFRS effective from the first quarter of FY2018, ended March 31, 2019. Additionally, FY2017 data was converted to the IFRS basis.

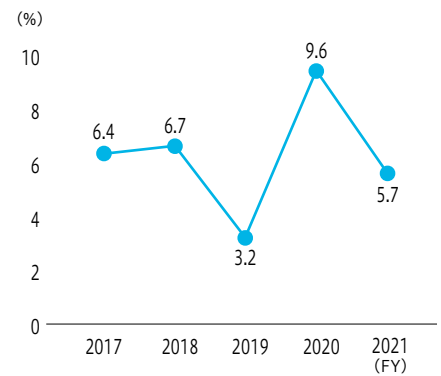
#### Revenue



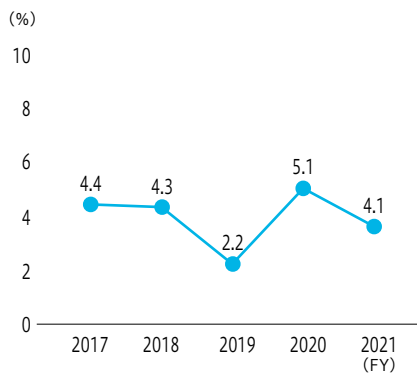
#### Operating Profit / Profit Attributable to Owners of Parent



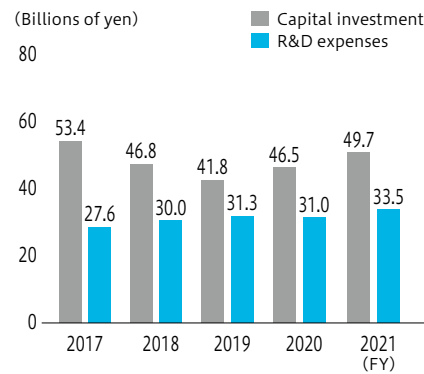
#### Return on Equity (ROE)



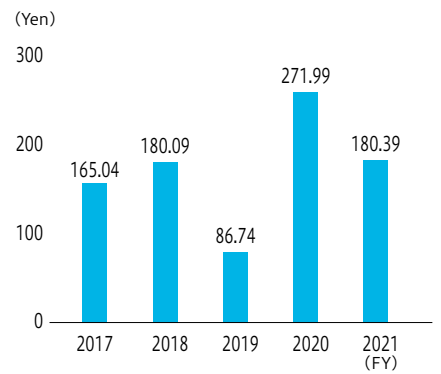
#### Operating Profit Ratio



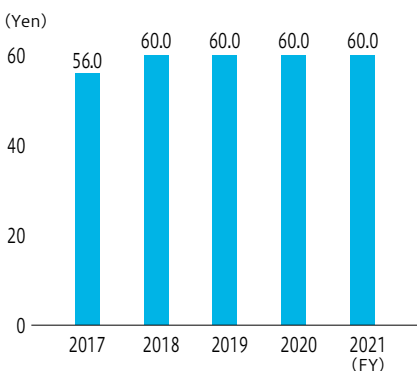
#### Capital Investment / R&D Expenses



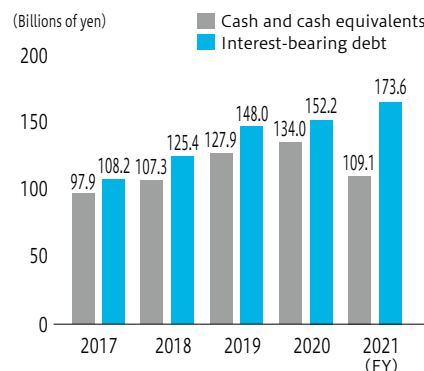
#### Basic Earnings per Share



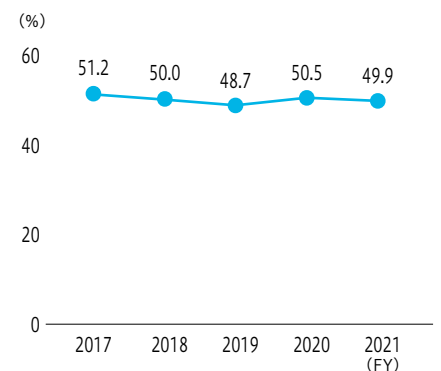
#### Annual Dividends per Share



#### Cash and Cash Equivalents / Interest-Bearing Debt



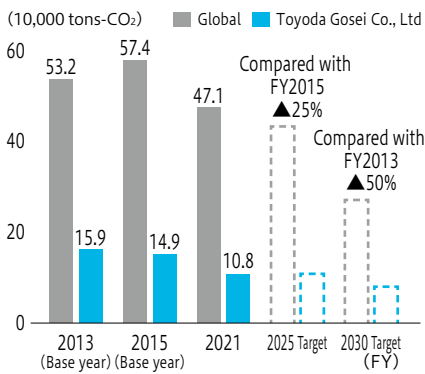
#### Ratio of Equity Attributable to Owners of Parent to Total Assets



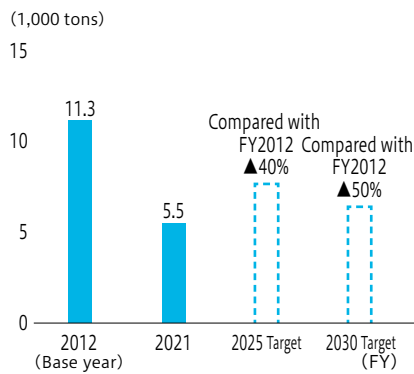
## Non-Financial Data

### Environment

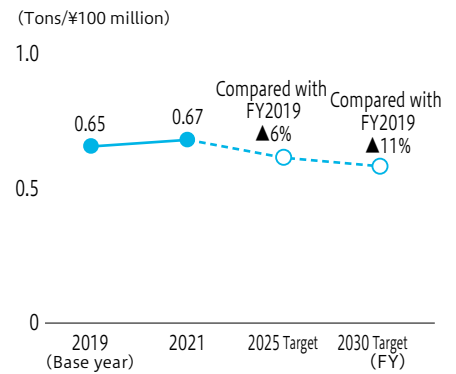
**CO<sub>2</sub> Emissions per Sales Unit (Scope 1, 2)**



**Waste Volume [Toyoda Gosei Co., Ltd.]**

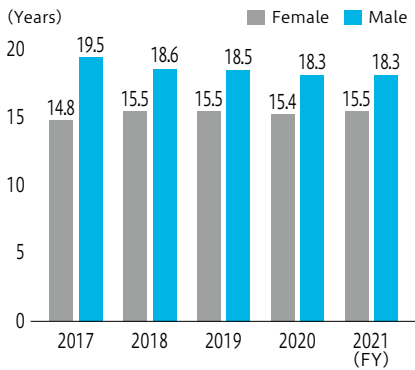


**Water Intake per Sales Unit [Toyoda Gosei Co., Ltd.]**

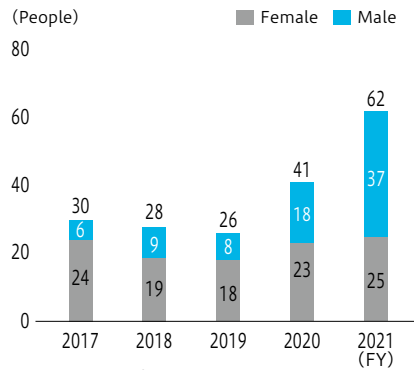


### Social

**Average Years of Service for Male and Female Employees [Toyoda Gosei Co., Ltd.]**

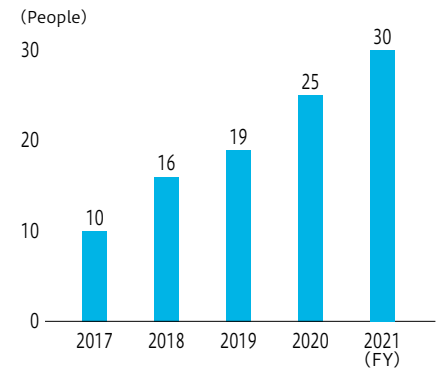


**Number of Parental Leaves Taken [Toyoda Gosei Co., Ltd.]\*1**

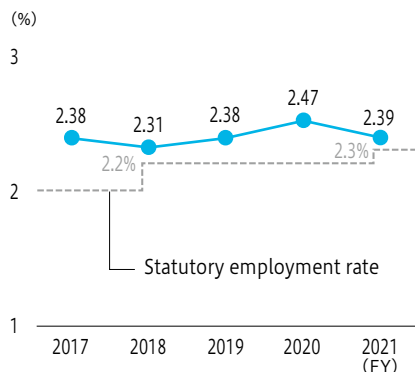


\*1 Number of employees who began parental leave in fiscal year concerned

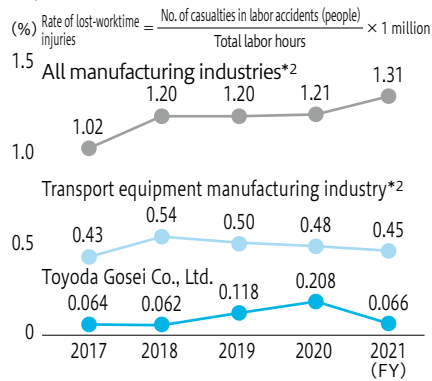
**Number of Female Managers [Toyoda Gosei Co., Ltd.]**



**Employment Rate of People with Disabilities [Toyoda Gosei Co., Ltd.]**



**Labor Accident Rate (Rate of Lost-Worktime Injuries) [Toyoda Gosei Co., Ltd.]**



\*2 Results of the Ministry of Health, Labour and Welfare's survey on labor accident trends (Survey period: January to December)

### Governance

**Number of People Who Have Taken Compliance Training [Toyoda Gosei Co., Ltd.]**

