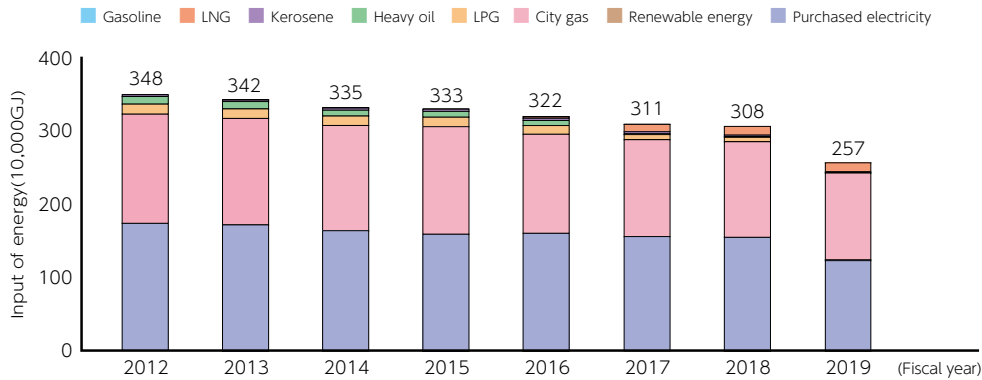


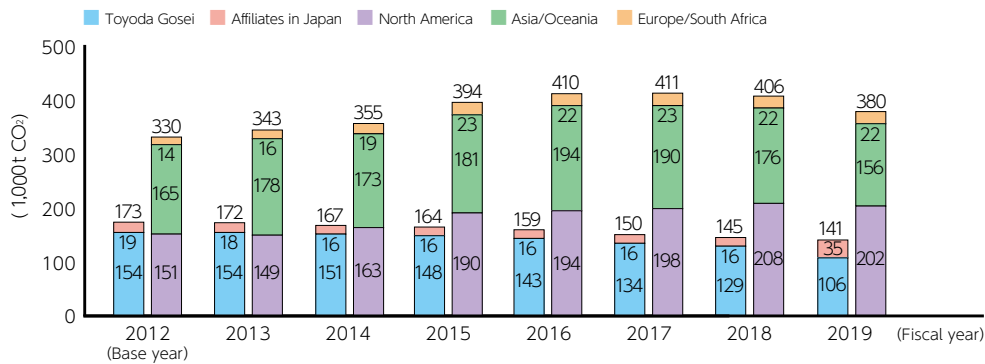
Input of energy : Toyoda Gosei Co., Ltd.



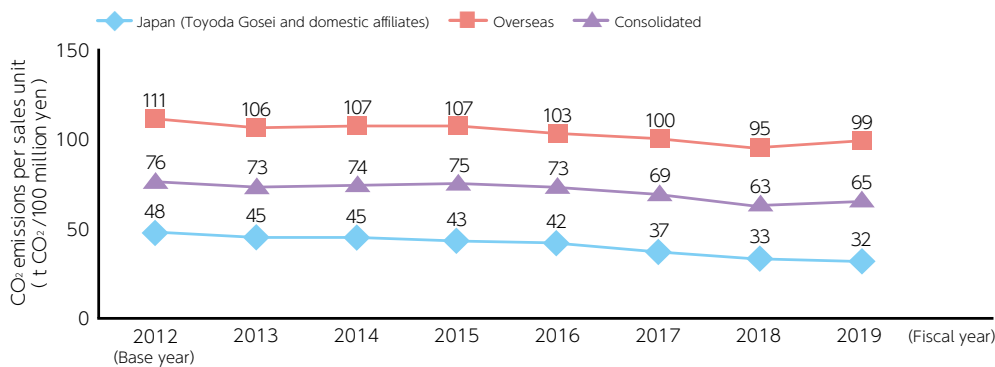
Data on CO₂ Emissions

These data may differ in parts from the data in the Toyoda Gosei Report, as they include data from a larger number of companies

CO₂ emissions / CO₂ emissions per sales unit trends (attributable to energy)



• CO₂ conversion calculation: International locations GHG Protocol (2001)
Locations in Japan: 1990 Keidanren factor fixed value



Data on Waste Volume and Water Use

These data may differ in parts from the data in the Toyoda Gosei Report, as they include data from a larger number of companies

Waste volume / Waste volume per sales unit trends



Water use / Water use per sales unit trends

