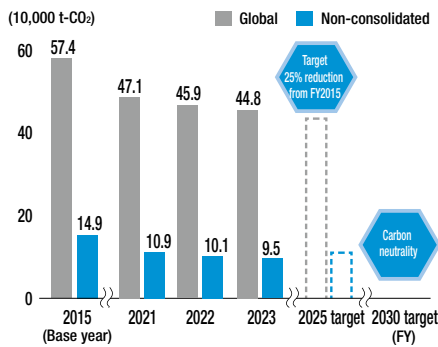


Non-Financial Highlights

Environment

CO₂ emissions (Scopes 1 and 2)

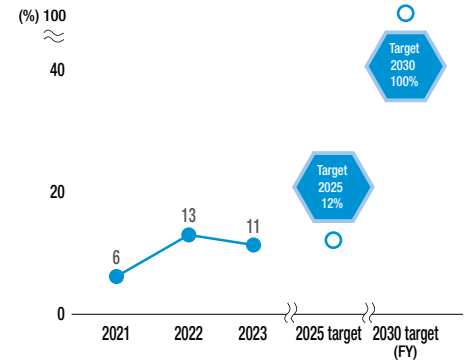


CO₂ emissions by Scope 3 Category (FY2023 Results) (Global)

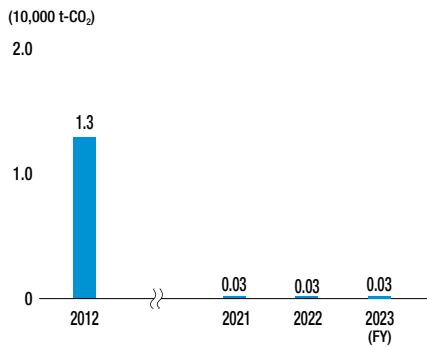
Emissions (10,000 tons)		2030 Target
FY2023 Result		
CO ₂ emissions (by Scope 3 Category) Total: 274.4		
Category 1	216.1	
Category 2	16.2	
Category 3	7.1	
Category 4	15.9	
Category 5	4.0	
Category 6	0.7	
Category 7	4.8	
Category 8	0.3	
Category 9	0.2	
Category 10	6.4	
Category 11	0.1	
Category 12	1.3	
Category 13	(Note)	
Category 14	(Note)	
Category 15	1.4	
Category 16		

(Note) Not applicable
*1 27.5% reduction from FY2019 (Category 1)

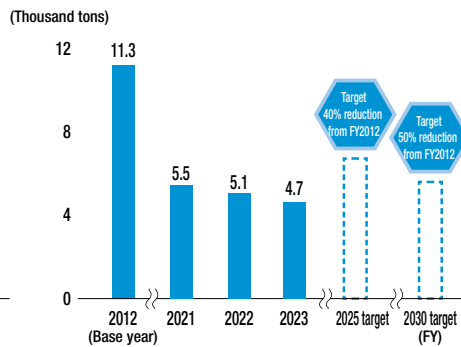
Renewable energy adoption rate (Global)



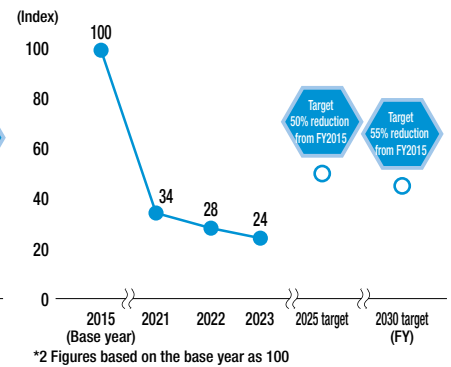
Greenhouse gas (6 gases) emissions (CO₂ equivalent) (Non-consolidated)



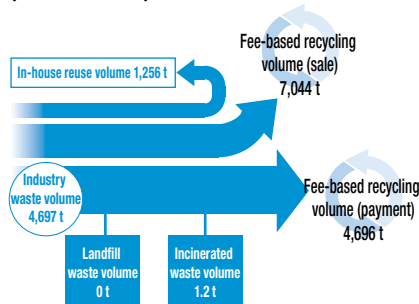
Industry waste volume (Non-consolidated)



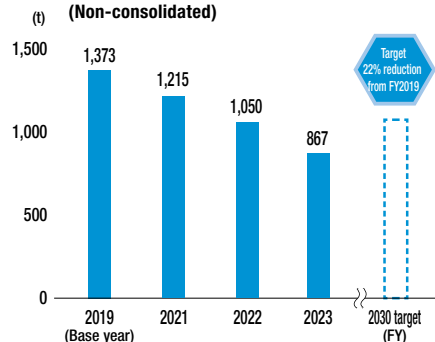
Waste volume per unit sales (index^{*2}) (Overseas affiliates)



Industry waste generation and disposal (FY2023 result) (Non-consolidated)



Plastic industrial waste volume (Non-consolidated)



Water intake per unit sales (index^{*3}) (Non-consolidated)

